

Voices of Informed Community Engagement for Safety (VOICES)

*Bureau of Justice Assistance (BJA) Reimagining Justice: Testing a
New Model of Community Safety*

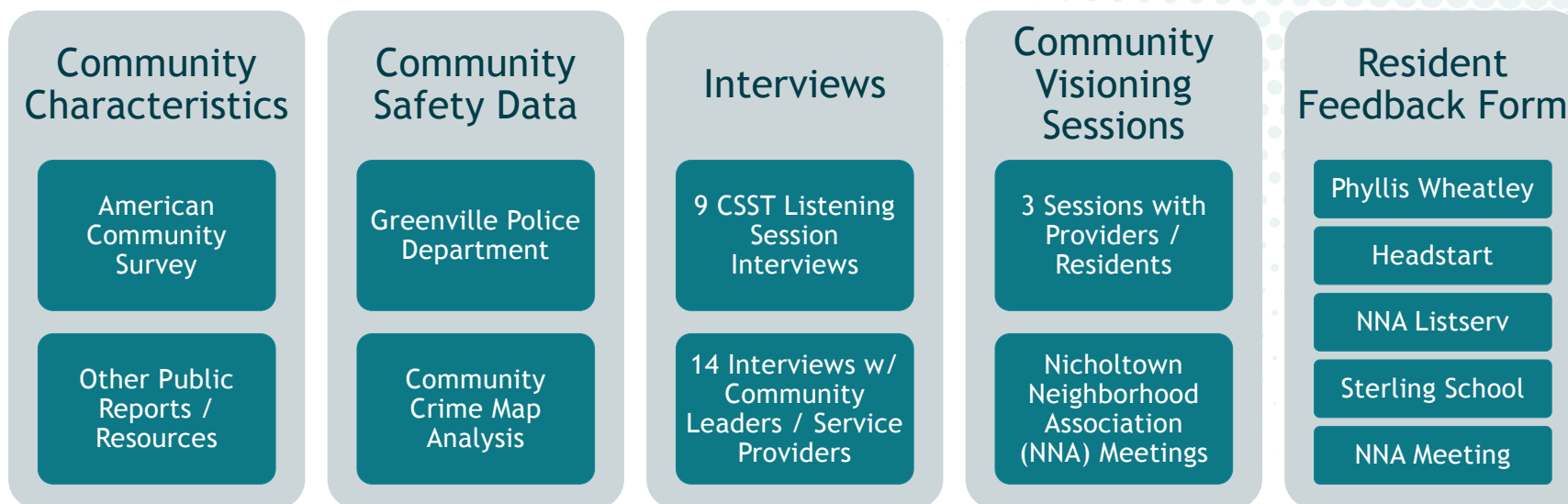
Grant Number: 15PBJA-23-GK-05399-JAGP

Needs Sensing Results



January 2025

Where does the data come from?



Community Characteristics Insights

Interviewees consistently cited Nicholtown's history and people as its greatest **assets**.

The community-and-values oriented **spirit of Nicholtown** and its residents is consistently discussed as the community's greatest asset. This includes strong commitment to the community and neighbors, resilience through challenges, and optimism, hope, and a vision for making sure that Nicholtown's history is preserved and is a great place to live.

The **leaders, advocates, and strong networks** of people in the Nicholtown community have been noted as a top strength.

Nicholtown has a rich history and is one of the oldest African American communities in Greenville.

I believe that anything's possible when this community gets behind it.

There are generations of families from this community spanning more than 150 years back.

Nicholtown Neighborhood Association has key leaders who are staunch advocates for their community.

Source: CSST Listening Sessions and Community Interviews

Other **strengths** included community supports and relationships, access to or desire for resources, economic growth, and infrastructure.

Strong community ties and church groups.

In recent years, the neighborhood has gone through reform with new houses, remodel flips, and beautifying parks and other areas.

The Nicholtown area is more walkable than other parts of Greenville County and is closer to the city of Greenville and there is a lot of park and trail infrastructure.


Community has a desire for more resources and wanting more information.

Nicholtown is centrally located close to resources.

Strong police presence in a way that isn't as detrimental as what we might otherwise see (e.g., targeted police action).

Source: CSST Listening Sessions and Community Interviews

Limited access to economic opportunity, combined with the impacts of gentrification has created **challenges** for some residents.



\$26,741

is the median
household income

compared to \$65,519 in
the city of Greenville



60.6%

of rented units spend
more than 30% of
household income on rent

compared to 49% in the
city of Greenville



28.1%

of people aged 25 and
older attained a Bachelor's
Degree or Higher

compared to 53.7% in the
city of Greenville

Note: Data is provided for Census Tract 43, which is used to approximate Nicholtown. Data for the city of Greenville is provided as a comparison.
Source: American Community Survey, 2022, 5-Year Estimates, Accessed March 2024

In addition to strengths, interviewees shared about community **needs** in Nicholtown:

- Impacts of economic growth and gentrification (e.g., affordable housing, living wage employment)
- Infrastructure investments (e.g., sidewalks throughout the community)
- Juvenile crime
- Opportunities to engage parents and families
- Relationship building / trust (e.g., police relationships, connection across residents)
- Resources (e.g., awareness / information dissemination, use of resources, more resources)
- Understanding of the community / additional advocacy
- Youth programming and engagement opportunities

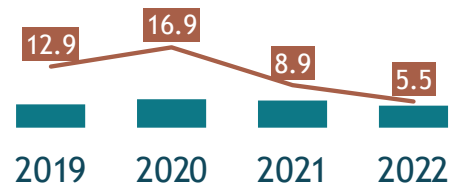
Source: CSST Listening Sessions and Community Interviews

Community Safety Insights

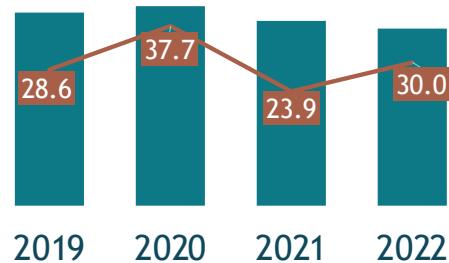
Crime Rates Over Time

Rates per 1,000 (2019-2022)

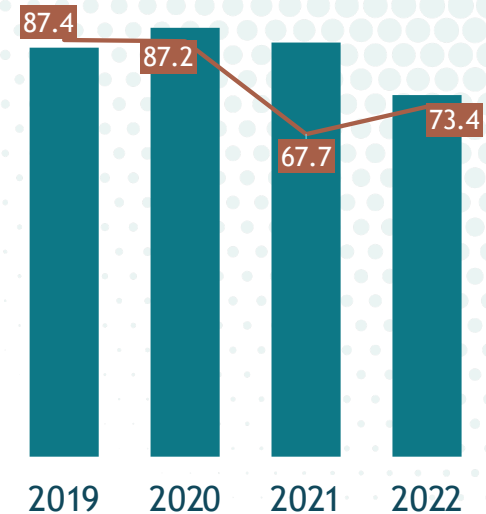
■ City of Greenville — Nicholtown



Part I. Violent Crime



Part I. Property Crime

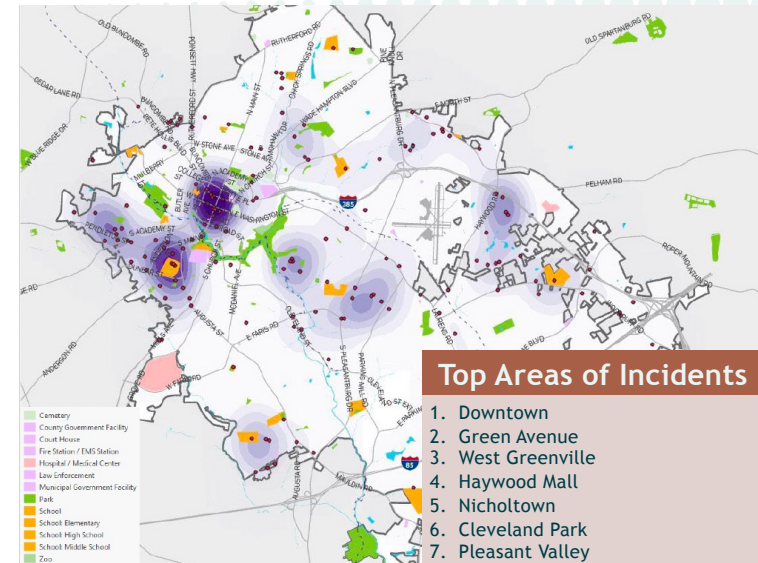
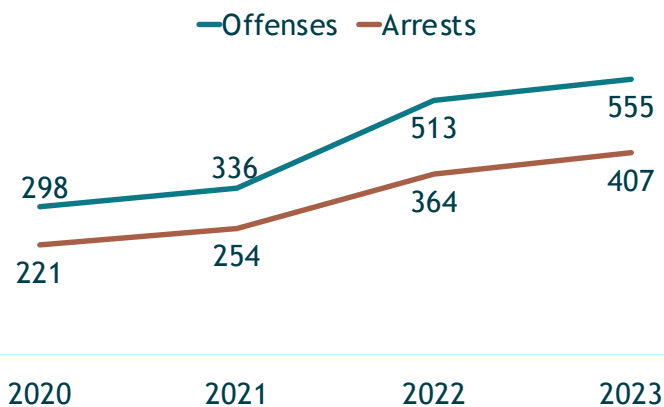


Part II. Crime

Source: Crime Counts/Rates and Calls Citywide and Nicholtown 4 Years (2019 – 2022), City of Greenville Police

Offenses and Arrests of Juveniles in the City of Greenville

Offenses and Arrests of Juveniles in the City of Greenville (2020 - 2023)



Source: Juvenile Arrest / Offense Data 2020-2023, City of Greenville Police

Community Crime Map Data

For the VOICES project, the community crime map analysis **includes incidents that occurred within 1 mile of Nicholtown Community Center between 6/30/2023 and 6/30/2024**. Data was accessed in July and August 2024.

www.communitycrimemap.com

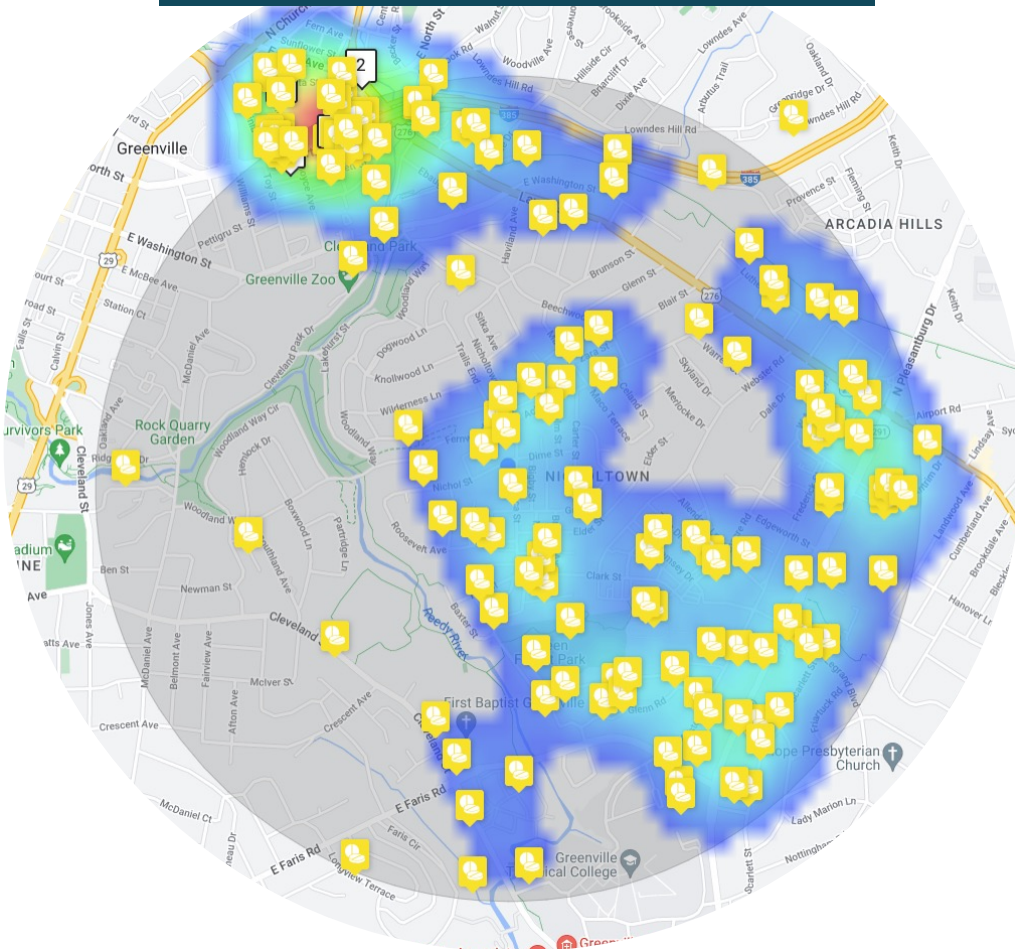


The top five incident types in the past year, excluding “all other” and “traffic incidents”, are:

- Drugs / Narcotics Violation (151 incidents, 16.1%)
- Theft (102 incidents, 10.9%)
- Assault - Simple (94 incidents, 10.0%)
- Burglary from Motor Vehicle (62 incidents, 6.6%)
- Vandalism (55 incidents, 5.9%)

Source: Community Crime Map, Accessed July and August 2024
Details: Incidents are those located within one mile of Nicholtown Community Center between 6/30/23 and 6/30/24. Incidents w/ juveniles are excluded.

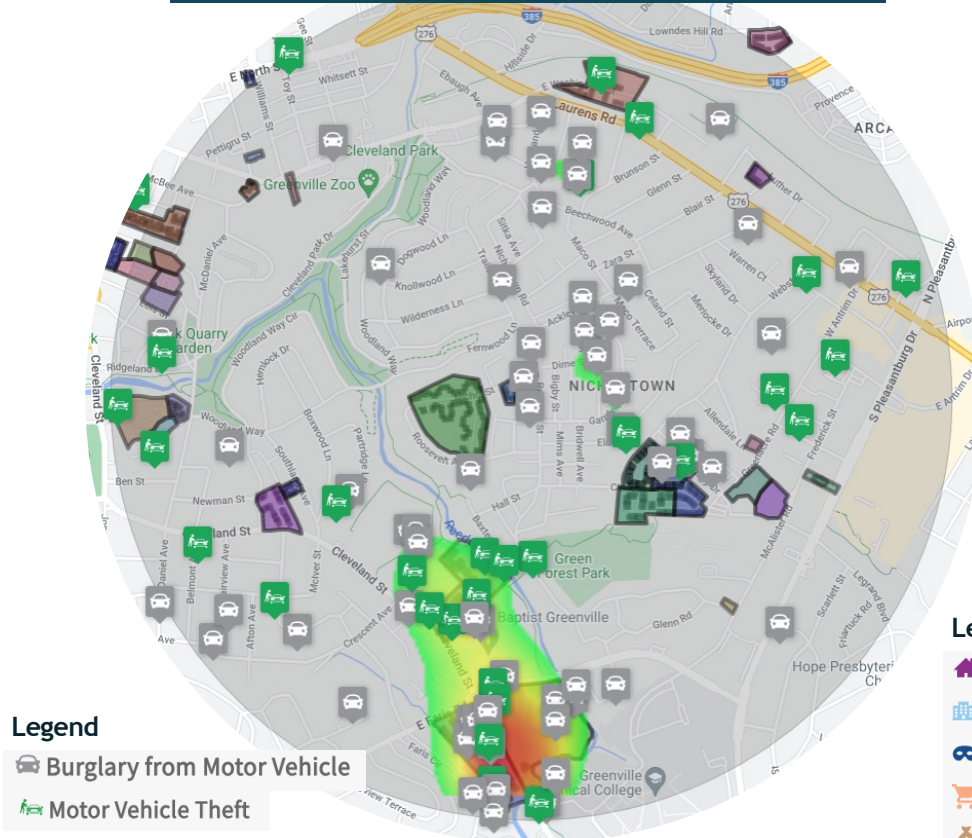
Drugs / Narcotics Violation



- Drugs / Narcotics Violation make up **about 16.1%** of all incidents in the past year.
- About **half (49%)** of violations were **related to marijuana**, followed by about 18% that were related to “narcotics investigations” that did not specify a drug type.
- The **most common locations for drugs / narcotics violations** were Highway / road / alley (91); Residence / home (17); and Government / public building (11).

Source: Community Crime Map, Accessed July and August 2024
 Details: Incidents are those located within one mile of Nicholtown Community Center between 6/30/23 and 6/30/24. Incidents w/ juveniles are excluded.

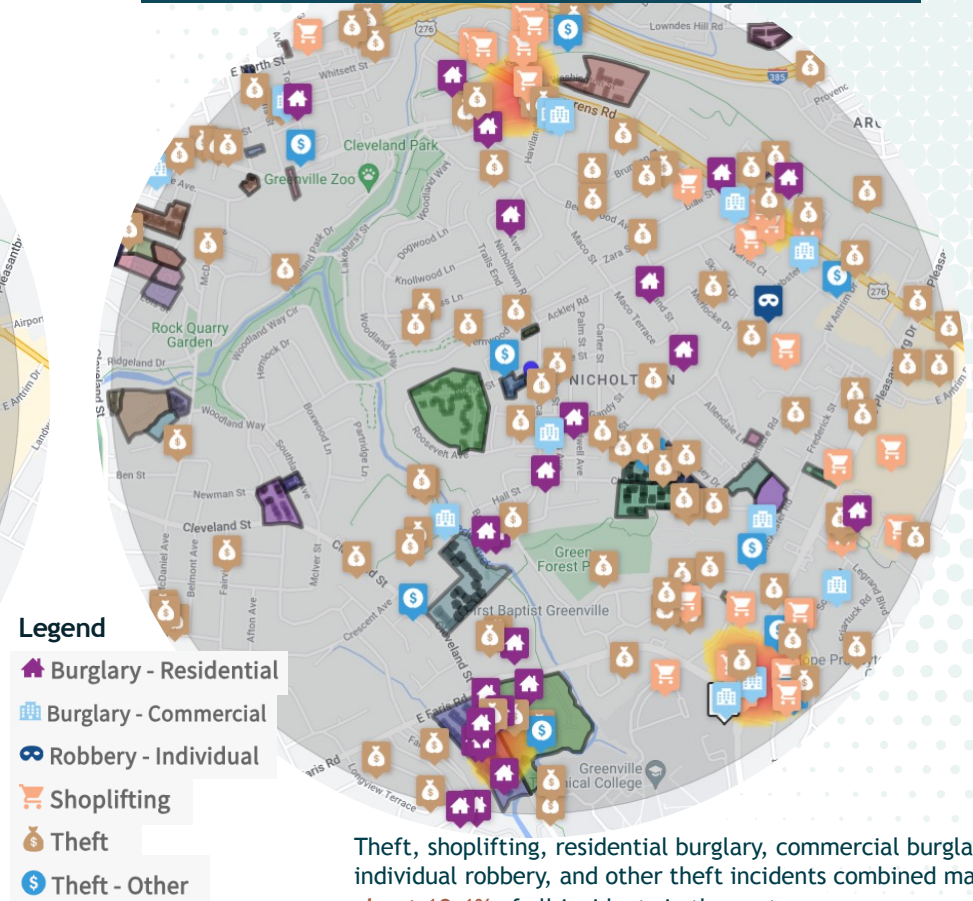
Auto-related Burglary / Robbery



Burglary from motor vehicle and motor vehicle theft incidents combined make up **about 9.8%** of all incidents in the past year.

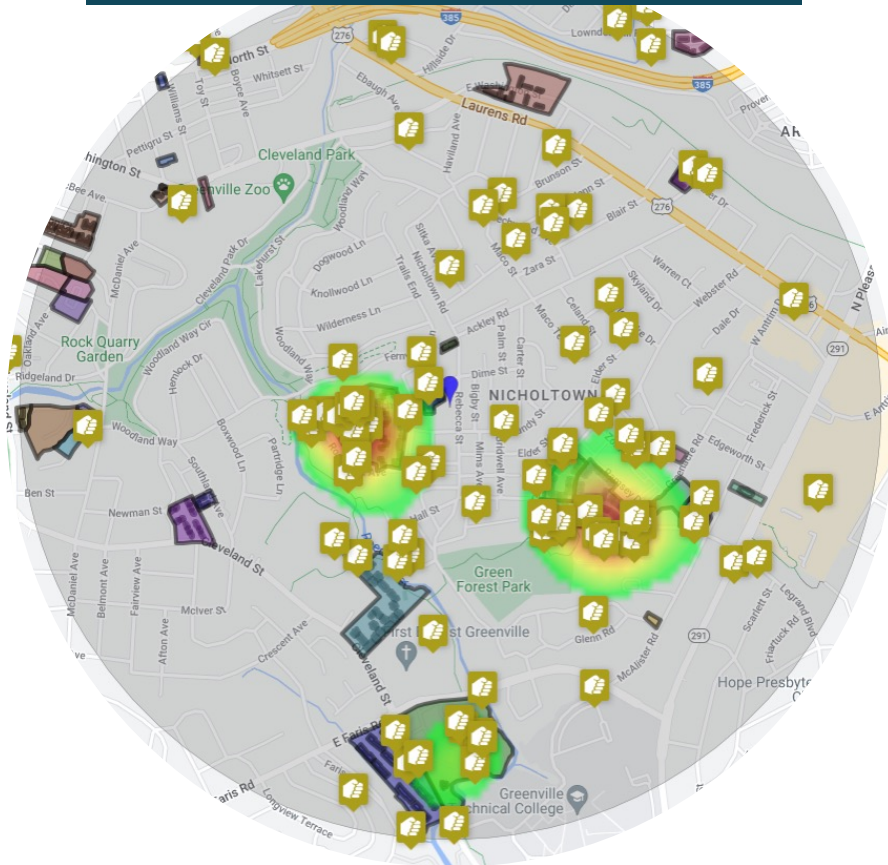
Source: Community Crime Map, Accessed July and August 2024
 Details: Incidents are those located within one mile of Nicholtown Community Center between 6/30/23 and 6/30/24. Incidents w/ juveniles are excluded.

Non-auto-related Burglary / Robbery



Theft, shoplifting, residential burglary, commercial burglary, individual robbery, and other theft incidents combined make up **about 19.1%** of all incidents in the past year.

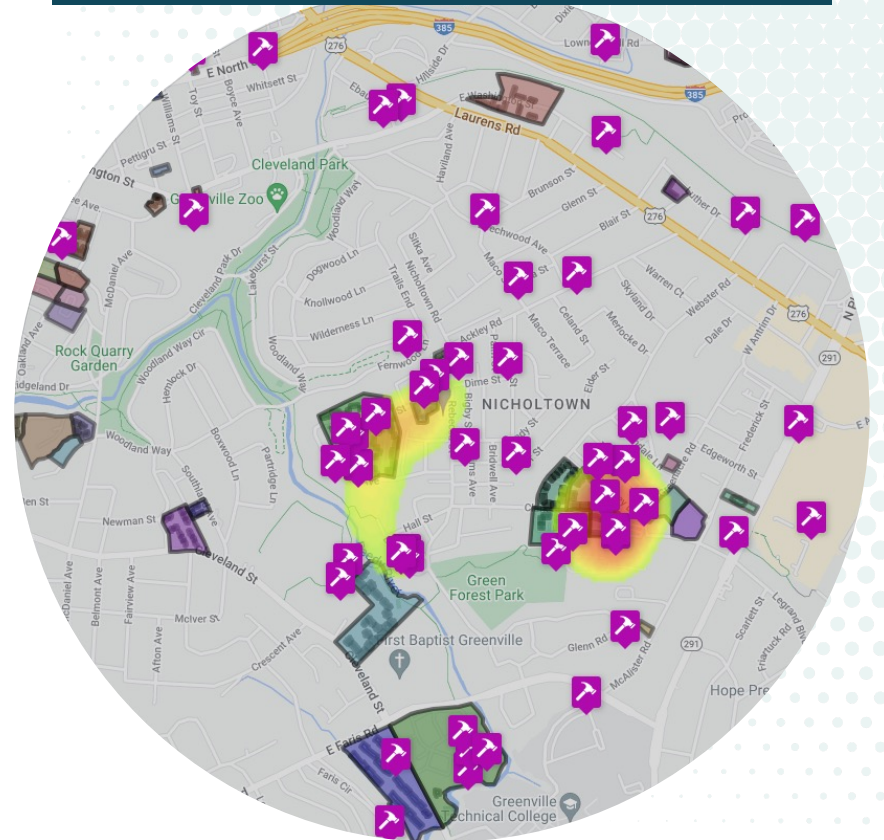
Simple Assault



Simple assault makes up **about 10% of all incidents** in the past year

Source: Community Crime Map, Accessed July and August 2024
Details: Incidents are those located within one mile of Nicholtown Community Center between 6/30/23 and 6/30/24. Incidents w/ juveniles are excluded.

Vandalism



Vandalism makes up **about 5.9% of all incidents** in the past year

Weapons Violation

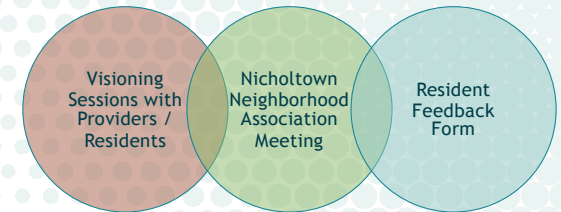


- While weapons violation incidents were not among the top five most common incidents, representing **about 5.1%** of all incidents, one interviewee referenced that the young people they work with have shared their fears of “violence and guns.”
- The interviewee noted that violent crime is a downstream impact of multiple and interrelated factors, saying “... having a gun is a consequence of lacking opportunities in other spaces.”
- The **most common locations** for weapons violation incidents were Highway / road / alley (18); Residence / home (11); and Apt. / condos / duplex (11).

Source: Community Crime Map, Accessed July and August 2024
 Details: Incidents are those located within one mile of Nicholtown Community Center between 6/30/23 and 6/30/24. Incidents w/ juveniles are excluded.

Community Feedback on Needs

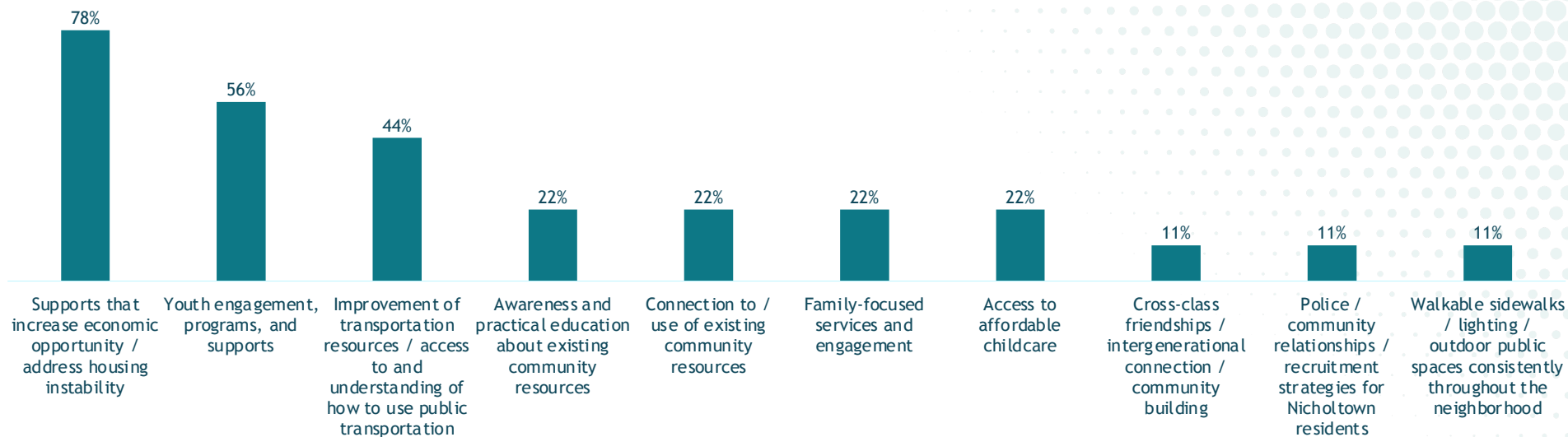
WestEd shared needs that surfaced and asked community members and service providers to choose their top three.



- Affordable childcare
- Awareness and use of community resources
- Economic opportunity and affordable housing
- Family-focused services and engagement
- Healthcare resources
- Police and community relationships
- Police recruitment
- Relationships between residents (e.g., long-time and new residents, older and younger residents)
- Supports for areas with high crime
- Supports to reduce substance use
- Transportation access and resources
- Walkable sidewalks and outdoor spaces
- Youth engagement, programs and supports

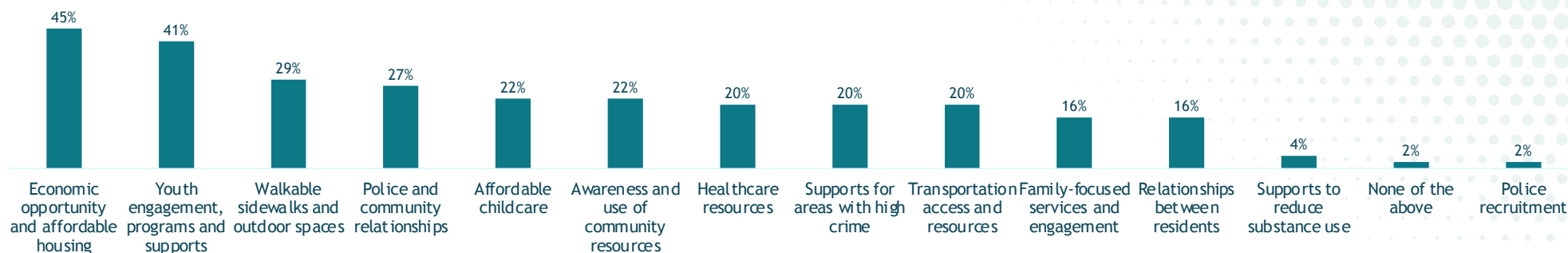
9 service providers and residents identified top needs in virtual visioning sessions.

Please select the top three community safety needs in Nicholtown that the VOICES project should address.



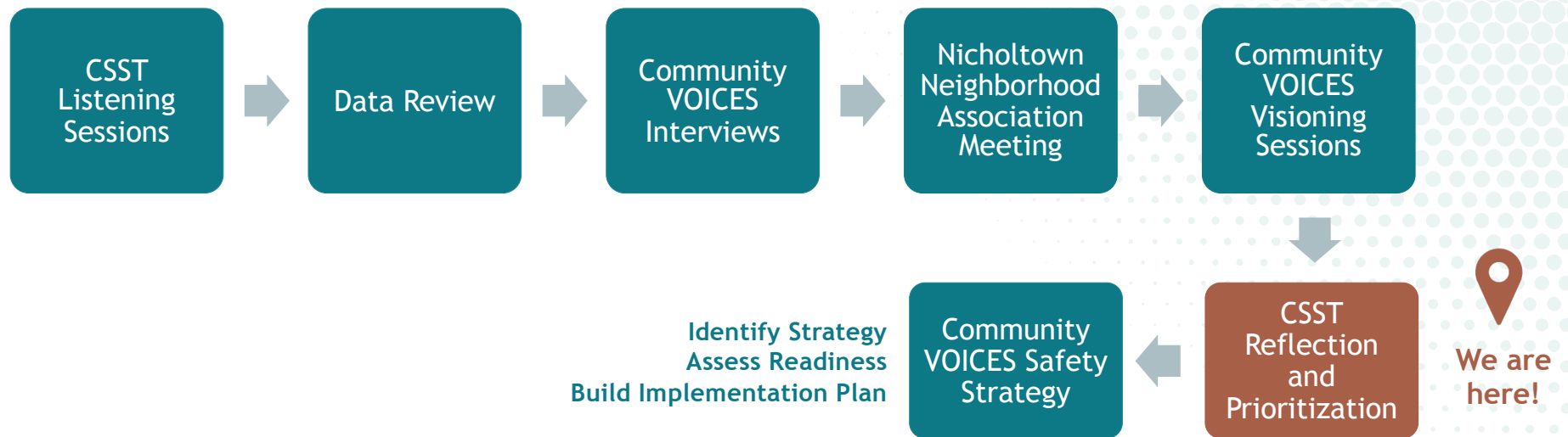
49 residents and leaders identified top needs through the Resident Feedback Form and Nicholtown Neighborhood Association meeting.

Thinking about community safety, what are the top three needs for Nicholtown residents?



Community Safety Strategy Team (CSST) Prioritization of Needs

Where are we now?



VOICES Mission

The CSST and WestEd are implementing the VOICES Project in Nicholtown to create a more cohesive and safe community. The VOICES Project will strive to be transparent with the community and inclusive of all voices, share and distribute data and information, build relationships across differences, and focus on the prevention of crime by redressing harms that have impacted the community.

Mission: To improve community safety for Nicholtown residents by addressing existing impediments to community empowerment and by supporting connections to necessary services and treatments.

Community Safety Needs in Nicholtown

- Affordable childcare
- Awareness and use of community resources
- Economic opportunity and affordable housing
- Family-focused services and engagement
- Healthcare resources
- Police and community relationships
- Police recruitment
- Relationships between residents (e.g., long-time and new residents, older and younger residents)
- Supports for areas with high crime
- Supports to reduce substance use
- Transportation access and resources
- Walkable sidewalks and outdoor spaces
- Youth engagement, programs and supports

CSST members engaged in an activity to prioritize needs based on two criteria.

Impact: If this need was addressed, what impact would it have on improving community safety in Nicholtown?

Feasibility: Given scope, time, cost, and other resources, how feasible is it for VOICES to address this need?

- **Scope:** To what extent does the need fall under a “community safety” umbrella? Is this a need that VOICES has the capacity and authority to address? Would this need be better addressed by another agency or partner in Greenville?
- **Time:** Can this need be addressed within the timeline of the VOICES project?
- **Cost / Other Resources:** Does VOICES have the financial resources to address the need? What about staff needs, required partners, or training needs?

Results

Impact

HIGH

10
9
8
7
6
5
4
3
2
1
0

LOW

Supports for areas with high crime
Family-focused services and engagement
Youth engagement, programs and supports
Supports to reduce substance use
Economic opportunity and affordable housing
Police and community relationships
Transportation access and resources
Healthcare resources
Police recruitment
Relationships between residents
Walkable sidewalks and outdoor spaces
Affordable childcare
Awareness and use of community resources

Feasibility

HIGH



Reflection

- The needs rated with the highest impact on community safety, while retaining a high feasibility score, were **supports for areas with high crime** and **family focused services and engagement**.
- The needs rated with the highest feasibility score, while retaining a high impact score, were **youth engagement, programs and supports** and **awareness and use of community resources**.
- CSST members discussed that top four needs are deeply connected, expressing a desire to focus on prevention efforts with youth and families through the VOICES project. Additionally, they noted that the remodel of the Nicholtown Community Center provides a perfect opportunity to align VOICES with existing investments.

“Right now is a very good time to address youth engagement with the remodel of the center... It begins at home. We have to develop programs while they are young for prevention and with the family... Start with the family and youth and the community and make them aware of awareness of resources and services.”

“Supports with areas for high crime is more than suppression from law enforcement, but a focus on diversion and prevention programs. As we start to share resources and services, it starts to build relationships and the use of resources.”

“All of the need areas are connected. For example, just looking at the family focus will impact high crimes... I love the holistic approach.”

VOICES Approach to Action



Focus on
Areas
with High
Crime



Support Youth and
Family
Engagement,
Programs and
Services



Facilitate
Connection to
Community
Resources

Next Steps

